

Shear Bolt cable connectors up to 36kV

| For applications up to 36kV

| Suitable for Al and
Cu conductors

Certified according to

EN61238-1 class A



Shear Bolt connectors are used for joining aluminium or copper conductors in applications up to 36kV.

Advantages

- Shear Bolt technology allows installation of the lugs using a regular wrench or a spanner, no crimping or other special tools are needed.
- Morek Shear Bolt cable connectors are range taking products that can be used with conductors of varying cross-sections, accommodating a wide range of conductors with only a few items.
- Shear Bolt connectors' specially designed aluminium bodies are made of high-strength aluminium alloy and are tin-plated, allowing their use with both aluminium and copper conductors.
- Bolts made of aluminium or tin-plated brass are designed to break at the exact torque required for best electrical connection.
- Shear Bolts are treated with special antioxidation grease to ensure the lubrication and eliminate all kinds of oxidation in places of electrical contact.
- All Morek Shear Bolt lugs are watertight and suitable for indoor and outdoor installation, to be used with solid, stranded, sector shaped and round conductors with plastic or oil-impregnated paper isolation.
- Shear Bolt connectors are compatible with most termination kits by many manufacturers. Compact design requires less installation space, especially for larger sizes.

Certification and regulations

Tested according to IEC61238-1 class A

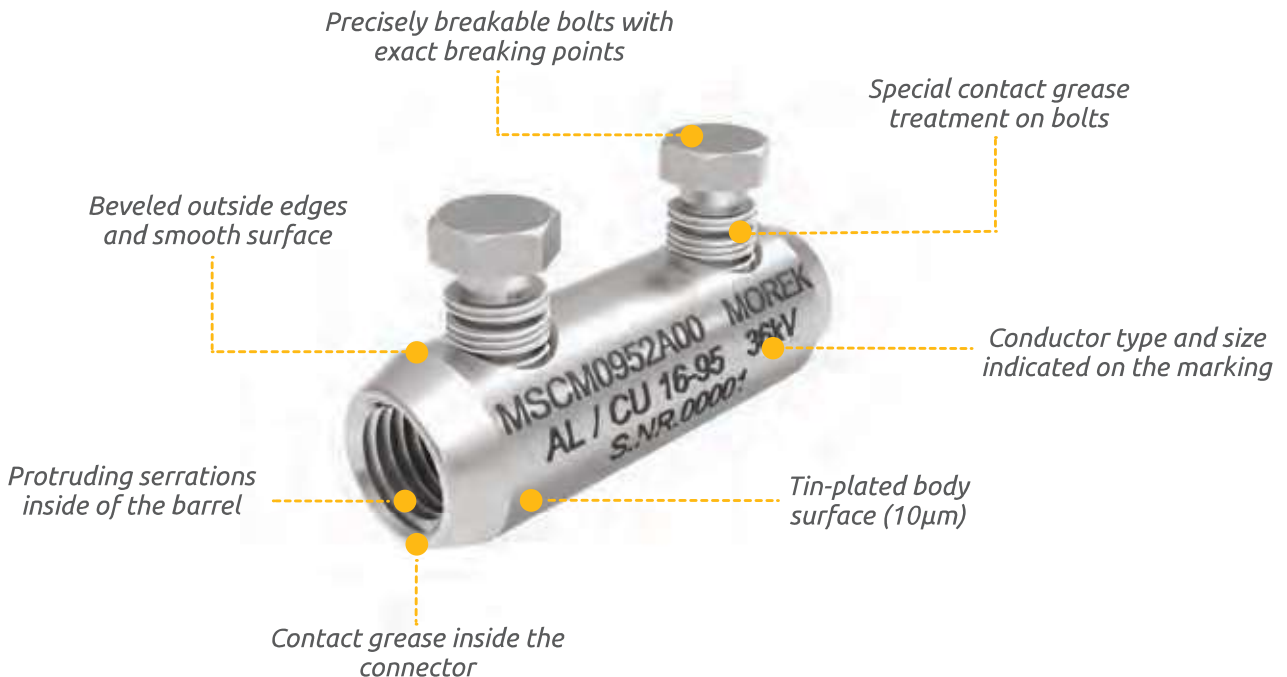
Technical specifications

- Nominal voltage up to 36kV
- Suitable for copper and aluminium conductors
- Bolts and barrels are treated with antioxidation grease
- Conductor centering rings included

Materials

Connector body: tin-plated high-strength aluminium alloy

Cable lug bolts: aluminium alloy



EN 61238-1:2003 divides cable lugs and connectors into two classes:

Class A (heat cycle and **short-circuit tested**) - These are connectors intended for electrical distribution or industrial networks in which they can be subjected to short-circuits of relatively high intensity and duration. Therefore, Class A connectors are suitable for most applications.

Class B (heat cycle tests only, **not short-circuit tested**) - These are connectors for networks in which overloads or short-circuits are rapidly cleared by the installed protective devices, e.g. **fast-acting fuses**.



MSCM95



MSCM150



MSCM240



MSCM300

	MSCM0952A00	MSCM1502A00	MSCM2404A00	MSCM3004A00
--	-------------	-------------	-------------	-------------

Technical data

Conductor cross-section Al (mm²)

RE Round, solid	16 - 95	50 - 150	95 - 240	120 - 300
RM Round, stranded	16 - 95	50 - 150	95 - 240	120 - 300
SM Sector shaped, stranded	25 - 70	50 - 120	95 - 185	120 - 240

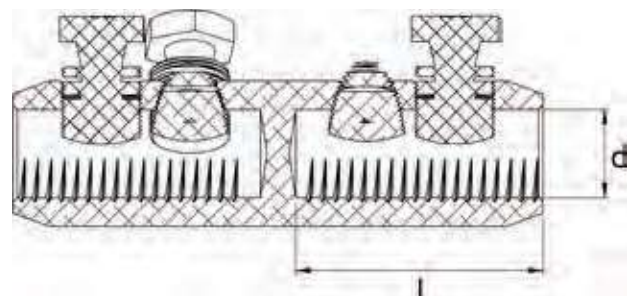
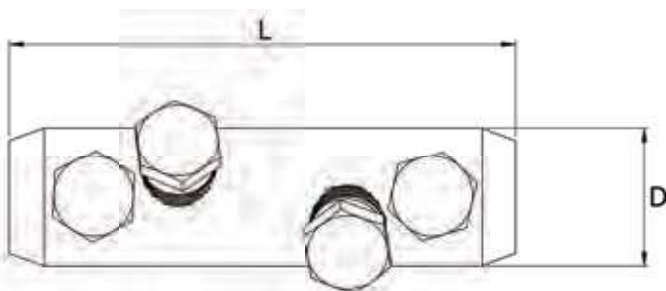
Conductor cross-section Cu (mm²)

RM Round, stranded	16 - 70	50 - 120	95 - 240	120 - 300
SM Sector shaped, stranded	25 - 70	50 - 120	95 - 185	120 - 240

No. of bolts Ø mm	2 / M12	2 / M14	4 / M18	4 / M22
L / l	70 / 33	80 / 35	120 / 56	142 / 67
D / d	24 / 14	30 / 16	33 / 20	38 / 24,5
Weight (g)	74	146	230	400
Package (pcs)	30	25	15	10

Suitable for Al/Cu applications

Dimensions










	MSCM4006A00	MSCM6306A00	MSCM10008A00
--	-------------	-------------	--------------

Technical data

Conductor cross-section Al (mm²)

RE 	Round, solid	185 - 400	400 - 630	630 - 1000
RM 	Round, stranded	185 - 400	400 - 630	630 - 1000
SM 	Sector shaped, stranded	185 - 300	400 - 500	630 - 800

Conductor cross-section Cu (mm²)

RM 	Round, stranded	185 - 400	400 - 630	630 - 1000
SM 	Sector shaped, stranded	185 - 300	400 - 500	630 - 800

No. of bolts Ø mm	6 / M22	6 / M22	8 / M22 long
L / l	170 / 82	200 / 94	220 / 105
D / d	42 / 26	52 / 34	65 / 41
Weight (g)	580	815	1340
Package (pcs)	5	3	2

Suitable for Al/Cu applications

Dimensions

